

Unveiling Creative Techniques for the Sculptor: A Comprehensive Guide to Mastery

Embark on a Transformative Journey into the Realm of Sculpture

Welcome to the world of sculpture, where creativity takes shape and imagination transforms into tangible masterpieces. 'Creative Techniques for the Sculptor' is your gateway to unlocking the secrets of this captivating art form. Whether you're a seasoned sculptor seeking inspiration or a novice eager to discover the fundamentals, this comprehensive guide will illuminate your path to sculpting mastery.

Dive into a Treasure Trove of Sculpting Techniques

This invaluable resource delves into a vast array of sculpting techniques, empowering you to express your artistic vision with precision and artistry. From traditional methods to contemporary innovations, you'll explore the intricacies of:



Modeling the Head in Clay: Creative Techniques for the Sculptor by Bruno Lucchesi

★★★★☆ 4.4 out of 5

Language : English

File size : 179621 KB

Text-to-Speech : Enabled

Screen Reader : Supported

Enhanced typesetting : Enabled

Print length : 160 pages

FREE

DOWNLOAD E-BOOK



- **Modeling:** Shape and sculpt clay, wax, or other pliable materials to create three-dimensional forms.
- **Carving:** Remove material from stone, wood, or other hard substances to reveal hidden shapes.
- **Casting:** Create sculptures by pouring molten metal, plaster, or other materials into a mold.
- **Assembly:** Combine separate pieces or elements to construct complex sculptures.
- **Welding:** Join metal pieces together using heat to create durable sculptures.
- **Digital Sculpting:** Utilize computer software to design and sculpt virtual models.

With step-by-step instructions, detailed illustrations, and inspiring examples, 'Creative Techniques for the Sculptor' provides a solid foundation for exploring these techniques and honing your skills.

Master the Art of Sculpture Materials

Discover the diverse range of materials used in sculpture and gain invaluable insights into their unique properties and applications. Explore the characteristics of:

- **Clay:** A versatile and forgiving material that allows for intricate modeling and expressive textures.
- **Stone:** A durable and timeless material that imparts a sense of solidity and grandeur.

- **Wood:** A warm and organic material that lends itself to both intricate carving and sculptural assemblies.
- **Metal:** A strong and malleable material that enables dynamic forms and complex structures.
- **Plastics:** Lightweight and versatile materials that offer endless possibilities for experimentation and innovation.

By understanding the nuances of each material, you'll be empowered to select the best medium for your artistic vision.

Elevate Your Sculpting Skills with Tools and Equipment

Unlock the potential of your sculpting practice with a comprehensive guide to essential tools and equipment. Discover the functions and applications of:

- **Modeling tools:** Knives, loops, and scrapers for shaping and refining clay.
- **Carving tools:** Chisels, gouges, and mallets for removing material from stone and wood.
- **Casting equipment:** Molds, waxes, and kilns for creating sculptures from molten materials.
- **Welding equipment:** Torches, grinders, and helmets for joining metal pieces.
- **Digital sculpting software:** 3D modeling and sculpting programs for virtual design and prototyping.

Mastering the use of these tools will enhance your precision, efficiency, and overall sculpting experience.

Ignite Your Creativity with Inspiring Examples

Draw inspiration from a captivating gallery of sculptures that showcase the transformative power of creativity. This collection features renowned works by master sculptors, offering a glimpse into the diverse styles, techniques, and materials that have shaped the art form throughout history. Explore the masterpieces of:

- Michelangelo's *David*, a timeless symbol of human form and expression.
- Auguste Rodin's *The Thinker*, a profound exploration of contemplation and introspection.
- Henry Moore's *Reclining Figure*, a study of organic shapes and the human body.
- Barbara Hepworth's *Single Form*, a celebration of abstraction and negative space.
- Anish Kapoor's *Cloud Gate*, a mesmerizing and interactive sculpture that reflects the surrounding cityscape.

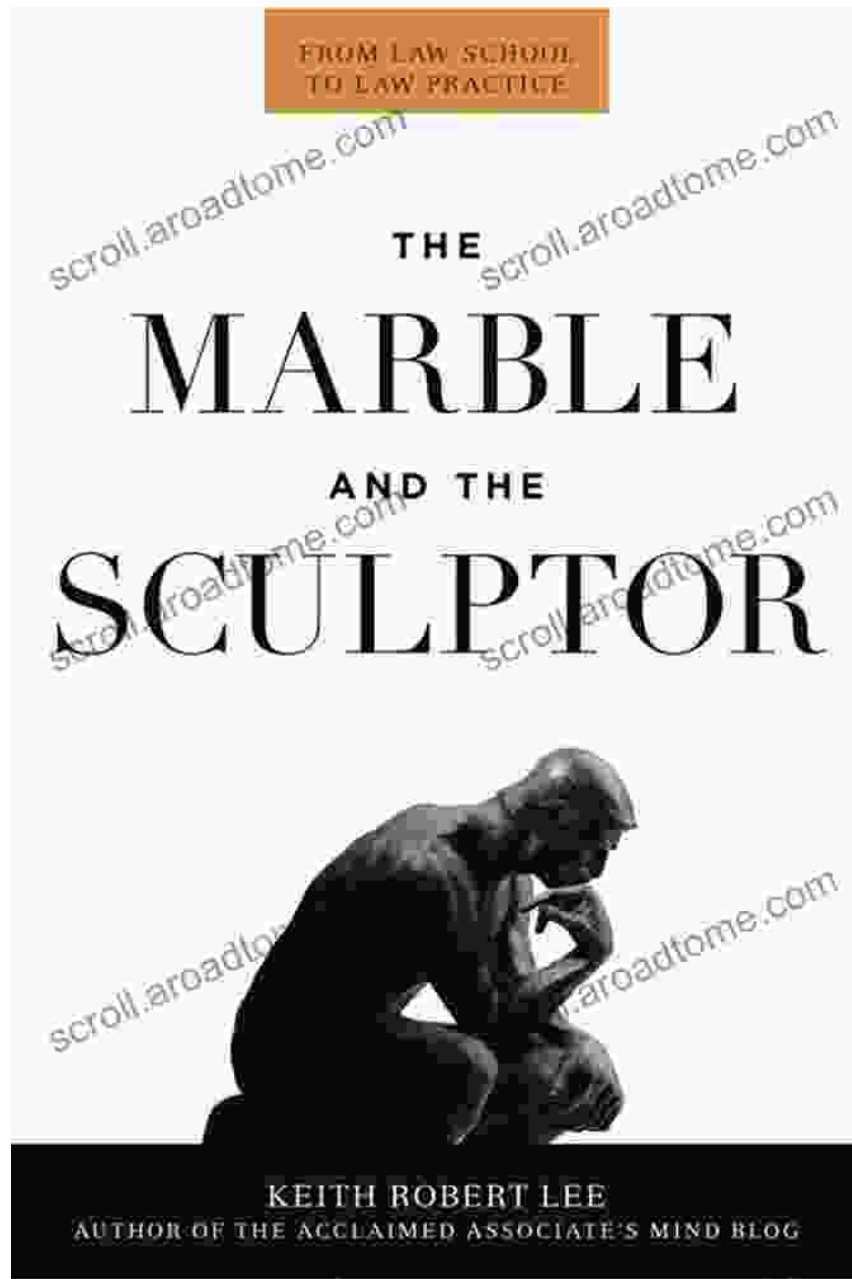
These iconic works will fuel your imagination and inspire you to push the boundaries of your own creativity.

Free Download Your Copy Today and Unlock the Secrets of Sculpture

Embark on a transformative journey into the realm of sculpture with 'Creative Techniques for the Sculptor.' Free Download your copy today and

unlock the secrets of this captivating art form. Dive into the vast array of techniques, master the art of materials, elevate your skills with essential tools, and ignite your creativity with inspiring examples. This comprehensive guide will empower you to express your artistic vision with confidence and mastery, creating sculptures that will endure as testaments to your imagination.

Don't miss this opportunity to elevate your sculpting practice to new heights. Free Download your copy of 'Creative Techniques for the Sculptor' now and embark on a creative odyssey that will shape your artistic future.



Available in bookstores and online retailers everywhere.



Modeling the Head in Clay: Creative Techniques for the Sculptor by Bruno Lucchesi

★★★★☆ 4.4 out of 5

Language : English

File size : 179621 KB

Text-to-Speech : Enabled


Screen Reader : Supported

Enhanced typesetting: Enabled

Print length : 160 pages


FREE

DOWNLOAD E-BOOK



Embark on a Transformative Journey: Discover Ritual Perspectives and Dimensions by Catherine Bell

Delve into the Enigmatic World of Rituals Step into the captivating realm of rituals, where symbolic actions, beliefs, and social norms intertwine to shape human...



Unleash Your Soul: A Journey to Less Noise, More Soul

Embrace the Power of Silence in a Noisy World In the relentless cacophony of modern life, it's easy to lose touch with our true selves. External stimuli...