


Tackling the Challenges of Being a Church Technical Artist



Being a church technical artist is a unique and rewarding role, but it also comes with its own set of challenges. From managing a wide range of equipment to troubleshooting technical issues during live services, church technical artists are responsible for ensuring that the church's technology runs smoothly.

In this article, we will explore some of the most common challenges faced by church technical artists and provide strategies for overcoming them.



I Love Jesus But I Hate Christmas: Tackling the Challenges of Being a Church Technical Artist

by W. Todd Elliott

★★★★☆ 4.8 out of 5

Language : English
File size : 2064 KB
Text-to-Speech : Enabled
Screen Reader : Supported
Enhanced typesetting : Enabled
Word Wise : Enabled
Print length : 223 pages
Lending : Enabled



Challenge 1: Managing a Wide Range of Equipment

Church technical artists are often responsible for managing a wide range of equipment, including sound systems, lighting systems, video systems, and even computer networks. This can be a daunting task, especially for those who are new to the role.

Strategies for Overcoming Challenge 1:

- **Get to know your equipment.** The more familiar you are with the equipment you are responsible for, the easier it will be to troubleshoot problems and ensure that it is running smoothly.
- **Create a maintenance schedule.** Regular maintenance can help to prevent problems from occurring in the first place. Create a schedule for cleaning, inspecting, and testing your equipment, and stick to it.
- **Build a team of volunteers.** If you are responsible for managing a large amount of equipment, it can be helpful to build a team of

volunteers to assist you. This can free up your time to focus on more complex tasks.

Challenge 2: Troubleshooting Technical Issues During Live Services

One of the biggest challenges faced by church technical artists is troubleshooting technical issues during live services. When something goes wrong, it is important to be able to quickly identify the problem and find a solution.

Strategies for Overcoming Challenge 2:

- **Stay calm.** It is easy to panic when something goes wrong, but it is important to stay calm and focus on the task at hand.
- **Identify the problem.** The first step to solving a problem is to identify what the problem is. This can be done by checking the equipment, talking to the operator, and observing the symptoms.
- **Find a solution.** Once you have identified the problem, you can start looking for a solution. This may involve consulting the equipment manual, searching online for troubleshooting tips, or calling for help.
- **Test the solution.** Once you have found a solution, it is important to test it to make sure that it works. This will help to prevent the problem from recurring.

Challenge 3: Working on a Tight Budget

Many churches operate on a tight budget, which can make it difficult to Free Download and maintain the necessary equipment. Church technical artists must be creative in finding ways to stretch their budget and get the most out of their resources.

Strategies for Overcoming Challenge 3:

- **Shop around for the best prices.** When purchasing equipment, it is important to shop around for the best prices. This can be done by comparing prices online, visiting different stores, and negotiating with vendors.
- **Buy used equipment.** Used equipment can be a great way to save money. However, it is important to inspect used equipment carefully before purchasing it.
- **Rent equipment.** If you only need equipment for a short period of time, renting it may be a more cost-effective option than purchasing it.
- **Get creative.** There are many ways to be creative when it comes to stretching your budget. For example, you could use old equipment in new ways, or build your own equipment.

Challenge 4: Working with Volunteers

Many church technical artists work with volunteers. This can be a great way to get help with managing equipment and troubleshooting problems. However, it is important to be able to effectively work with volunteers.

Strategies for Overcoming Challenge 4:

- **Train your volunteers.** It is important to train your volunteers on how to use the equipment and troubleshoot problems. This will help them to be more effective and confident in their roles.
- **Communicate clearly.** It is important to communicate clearly with your volunteers. This includes providing them with clear instructions and feedback.

- **Be patient.** It takes time for volunteers to learn and grow. Be patient with your volunteers and provide them with the support they need to succeed.

Being a church technical artist is a challenging but rewarding role. By understanding the challenges and developing strategies for overcoming them, you can be successful in this role and help your church to reach its full potential.




I Love Jesus But I Hate Christmas: Tackling the Challenges of Being a Church Technical Artist

by W. Todd Elliott

★★★★☆ 4.8 out of 5


Language : English
File size : 2064 KB
Text-to-Speech : Enabled
Screen Reader : Supported
Enhanced typesetting : Enabled
Word Wise : Enabled
Print length : 223 pages
Lending : Enabled





Embark on a Transformative Journey: Discover Ritual Perspectives and Dimensions by Catherine Bell

Delve into the Enigmatic World of Rituals Step into the captivating realm of rituals, where symbolic actions, beliefs, and social norms intertwine to shape human...



Unleash Your Soul: A Journey to Less Noise, More Soul

Embrace the Power of Silence in a Noisy World In the relentless cacophony of modern life, it's easy to lose touch with our true selves. External stimuli...