


# Feng Shui For Your Baby Nursery: A Guide to Creating a Harmonious and Nurturing Space

Welcome to the enchanting world of Feng Shui for your baby's nursery. Feng Shui, an ancient Chinese practice, aims to create harmonious and balanced environments that promote well-being, vitality, and prosperity. By applying Feng Shui principles to your nursery, you can create a sanctuary that nurtures your child's physical, emotional, and spiritual development.



## Feng Shui for your Baby Nursery: A Complete Guide to Preparing Your Baby's Room using Feng Shui to achieve Balance and Harmony! (Feng Shui, Feng Shui Nursery, ... Decorating, Decorating, Interior Design)

by Carol Tiebert

★★★★★ 5 out of 5

Language : English  
File size : 3313 KB  
Text-to-Speech : Enabled  
Screen Reader : Supported  
Enhanced typesetting: Enabled  
Word Wise : Enabled  
Print length : 58 pages  
Lending : Enabled



## The Importance of Feng Shui in the Nursery

The nursery is a sacred space where your baby spends their formative years. Creating a Feng Shui-compliant nursery is crucial for several reasons:

- **Enhanced Well-being:** Feng Shui promotes a sense of peace, tranquility, and balance, reducing stress and promoting a healthy environment for your baby's growth and development.
- **Restful Sleep:** Proper Feng Shui principles ensure optimal sleep quality by creating a calming and soothing atmosphere, promoting restful nights for both baby and parents.
- **Nurtured Creativity:** Feng Shui incorporates elements that stimulate the senses and encourage creativity, fostering your baby's imagination and cognitive development.
- **Positive Energy:** By arranging furniture, colors, and décor according to Feng Shui principles, you can create a space filled with positive energy that supports your baby's overall health and happiness.

## **Key Feng Shui Principles for the Nursery**

To create a Feng Shui-compliant nursery, focus on the following key principles:

### **1. The Commanding Position**

Position your baby's crib or bed in the commanding position, which is diagonally opposite the door. This allows your baby to see who enters the room while providing a sense of security and control.

### **2. The Bagua Map**

Visualize a Bagua (eight-sided) map overlaid onto the nursery floor plan. Each section of the Bagua corresponds to a specific aspect of life, such as health, wealth, or family. Place furniture and décor accordingly to enhance the desired aspects.

### **3. Color and Elements**

Choose colors that promote harmony and balance. Soft pastels, such as pink, blue, or green, are calming and soothing. Incorporate elements of nature (wood, water, fire, earth, and metal) to create a holistic and nurturing space.

### **4. Furniture Arrangement**

Arrange furniture to encourage a smooth flow of energy (Chi). Keep walkways clear and avoid creating barriers or sharp corners. Use rounded furniture to create a welcoming and safe environment.

### **5. Décor and Accessories**

Choose décor that inspires positivity, such as nature-inspired artwork, soft toys, and soothing music. Incorporate symbols of growth and prosperity, such as bamboo or jade plants.

## **Applying Feng Shui to Your Nursery**

Here are some practical tips for applying Feng Shui to your baby's nursery:

### **1. Choose the Right Location**

Locate the nursery in a quiet and peaceful part of the house, away from шум and disturbances.

### **2. Define the Commanding Position**

Place your baby's bed or crib diagonally opposite the door, giving your child a commanding view of the room.

### **3. Balance the Elements**

Incorporate elements of nature in a balanced way. For example, use a wooden crib, add water features, and decorate with plants or earth-toned colors.

#### **4. Create a Soothing Color Scheme**

Use soft, calming colors on the walls and textiles. Avoid bright or stimulating colors that can overexcite your baby.


#### **5. Declutter and Organize**

Keep the nursery clutter-free and organized. A cluttered space inhibits the flow of energy and creates stress.

#### **6. Add Personal Touches**

Personalize the nursery with photos, artwork, or other items that bring joy and positive energy.

By integrating Feng Shui principles into your baby's nursery, you can create a harmonious and nurturing environment that promotes your child's well-being, restful sleep, creativity, and overall happiness. Embrace the transformative power of Feng Shui and witness the positive impact it can have on your precious little one.



### **Feng Shui for your Baby Nursery: A Complete Guide to Preparing Your Baby's Room using Feng Shui to achieve Balance and Harmony! (Feng Shui, Feng Shui Nursery, ... Decorating, Decorating, Interior Design)**


by Carol Tiebert

★★★★★ 5 out of 5

Language : English


File size : 3313 KB

Text-to-Speech : Enabled  
Screen Reader : Supported  
Enhanced typesetting : Enabled  
Word Wise : Enabled  
Print length : 58 pages  
Lending : Enabled



## Embark on a Transformative Journey: Discover Ritual Perspectives and Dimensions by Catherine Bell

Delve into the Enigmatic World of Rituals Step into the captivating realm of rituals, where symbolic actions, beliefs, and social norms intertwine to shape human...



## Unleash Your Soul: A Journey to Less Noise, More Soul

Embrace the Power of Silence in a Noisy World In the relentless cacophony of modern life, it's easy to lose touch with our true selves. External stimuli...